

ARCHITECTURAL SIGNAGE



Instant Sign Factory

"We Make You Look Good"

ada series-1 / ada series-2

The ada series-1 sign is our most cost effective and popular sign type. It is constructed using a 1/16" acrylic piece, and includes 1/32" tactile text and raster bead grade 2 braille. VHB foam tape is the recommended mounting method.

The ada series-2 adds an extra layer of acrylic, giving the sign more durability and thickness. It's constructed using 2 pieces of 1/16" acrylic that are adhered together. Just like the ada series-1, this sign type also includes the 1/32" tactile text and raster bead grade 2 braille. VHB foam tape is the recommended mounting method.

Features:

- Characters are minimum of 5/8" in height
- High color contrast
- Non-glare finished surface
- Radius or square corners
- Full color direct printed logo options available
- Markets most often used in:
 - Business
 - Commercial
 - Public
 - Educational
 - Hospitality
 - Governmental



Standard Sizes

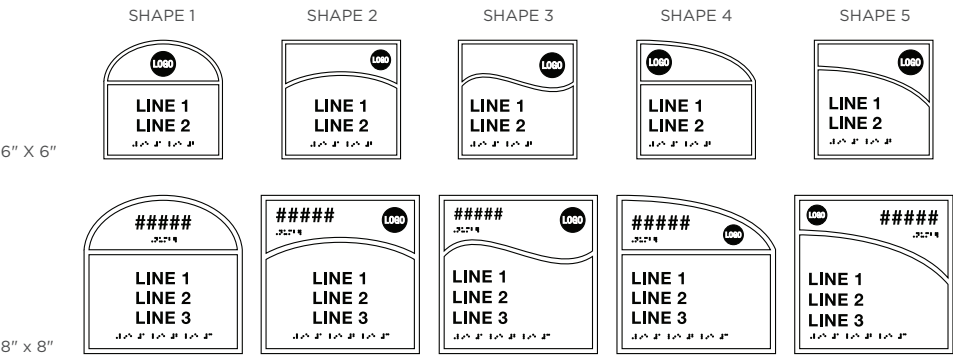
item number ada series-1	item number ada series-2	size (h x w)	max # of lines	max # of characters (per line)
SVA-20080-SIGW	SVB-20080-SIGW	2" x 8"	1	12
SVA-20010-SIGW	SVB-20010-SIGW	2" x 10"	1	16
SVA-40040-SIGW	SVB-40040-SIGW	4" x 4"	3	5
SVA-40060-SIGW	SVB-40060-SIGW	4" x 6"	3	9
SVA-40080-SIGW	SVB-40080-SIGW	4" x 8"	3	12
SVA-40010-SIGW	SVB-40010-SIGW	4" x 10"	3	16
SVA-60060-SIGW	SVB-60060-SIGW	6" x 6"	5	9
SVA-60080-SIGW	SVB-60080-SIGW	6" x 8"	5	12
n/a	SVB-60014-SIGW	6" x 14"	4	22
SVA-V6Z8-SIGW	SVB-V6Z8-SIGW	8" x 6"	6	9
SVA-800D-SIGW	SVB-800D-SIGW	8" Dia.	4	8
SVA-80080-SIGW	SVB-80080-SIGW	8" x 8"	6	12
SVA-V6Z9-SIGW	SVB-V6Z9-SIGW	9" x 6"	7	9
SVA-10X10-SIGW	SVB-10X10-SIGW	10" x 10"	8	16
SVA-12X12-SIGW	SVB-12X12-SIGW	12" x 12"	10	19
n/a	SVB-12X18-SIGW	12" x 18"	10	29
n/a	SVB-18X18-SIGW	18" x 18"	15	29

Production time: 5-7 working days. Higher quantities may have a longer production time. Ordering Instructions can be found on page 22. If no corner option is specified, radius will be used. Standard color combinations, typesstyles and available pictograms are shown on pages 22-23. Standard mounting option is foam tape; if any other backing is needed, call for a quote.

ada elegance series

The ada elegance series signs are constructed using multiple pieces of 1/8" acrylic that are adhered together. The sign also includes 1/2" tactile text and raster bead grade 2 braille. You can select from a variety of colors and shapes which gives the sign a more professional and elegant look. VHB foam tape is the recommended mounting method.

Sign Shapes



Logo and text placement is available only as shown.
If a logo is wanted, you will need to select from the following options for the top background color: Yellow, Antique Ivory, Ash, Parchment, Sandalwood, Bright White, or Light Grey.

Features:

- Characters are minimum of 5/8" in height
- High color contrast
- Non-glare finished surface
- Full color direct printed logo options available
- Markets most often used in:
 - Business
 - Commercial
 - Public
 - Educational
 - Hospitality
 - Governmental

Standard Sizes

item number	size (h x w)	max # lines	max # of characters (per line)
SES-60060-SIGW	6" x 6"	2	8
SES-80080-SIGW	8" x 8"	Top - 1 / Bottom - 3	Top - 5 / Bottom - 10

Production Time: 5-7 working days. Higher quantities may have a longer production time. Ordering Instructions can be found on page 22. Please specify a sign shape when ordering. Standard color combinations, typestyles and available pictograms are shown on pages 22-23. Standard mounting option is foam tape; if any other backing is needed, call for a quote.



ada insert series



The ada insert series signs are constructed using multiple pieces of 1/8" acrylic that are adhered together. The sign also includes 1/2" tactile text and raster bead grade 2 braille. With one or more open windows designed to hold a removable paper insert(s), this sign series is extremely versatile and works great for offices. VHB foam tape is the recommended mounting method.

- Features:**
- Characters are minimum of 5/8" in height
 - High color contrast / non-glare surface
 - Radius or square corners
 - Open insert window(s) for removable paper insert
 - Markets most often used in:
 - Business - Public - Hospitality
 - Commercial - Educational - Government



Standard Sizes

item number	size (h x w)	window / insert size	max # lines	max # of characters (per line)
SIS-60060-SIGW	6" x 6" (1 window)	4 3/4" x 1 1/4" / 6" x 1 1/2"	3	9
SIS-60080-SIGW	6" x 8" (1 window)	6 1/4" x 1 1/2" / 8" x 1 3/4"	2	12
SIS-80080-SIGW	8" x 8" (1 window)	6 1/4" x 1 1/2" / 8" x 1 3/4"	4	12
SIS-80082-SIGW	8" x 8" (2 windows)	7" x 1" / 8" x 1 1/8"	3	12

Production time: 5-7 working days. Higher quantities may have a longer production time. Ordering Instructions can be found on page 22. If no corner option is specified, radius will be used. Standard color combinations, typesyles and available pictograms are shown on page 22. Standard mounting option is foam tape; if any other backing is needed, call for a quote. *Removable insert not provided.

ada slider series



The ada slider series signs are constructed using multiple pieces of 1/8" acrylic that are adhered together. The sign also includes 1/2" tactile text and raster bead grade 2 braille. This series is perfect for conference rooms with the open window slider showing OPEN / IN USE. VHB foam tape is the recommended mounting method.

- Features:**
- Characters are minimum of 5/8" in height
 - High color contrast / non-glare surface
 - Radius or square corners
 - Open window with OPEN / IN USE slider
 - Markets most often used in:
 - Business - Public - Hospitality
 - Commercial - Educational - Government



Standard Sizes

item number	size (h x w)	max # lines	max # of characters (per line)
SSS-60080-SIGW	6" x 8"	2	12
SSS-80080-SIGW	8" x 8"	4	12

Production time: 5-7 working days. Higher quantities may have a longer production time. Ordering Instructions can be found on page 22. If no corner option is specified, radius will be used. Standard color combinations and typesyles are shown on pages 22-23. Standard mounting option is foam tape; if any other backing is needed, call for a quote.

acrylic custom series

When you want to incorporate a business brand on every piece of signage, the acrylic custom series is a perfect fit. Unique and durable, the brand design elements will be reinforced throughout the entire location. This custom series also includes 1/32" tactile text and raster bead grade 2 braille to keep the business ada compliant.

Features:

- Full Color Logos and Backgrounds
- Custom Shapes and Sizes
- Custom Printed Woodgrain Backgrounds
- Frames Available
- Magnet Mount or Drill Holes for Screw Mount (Screws Not Provided)



ada clearcryn series

The ada clearcryn series is a 1/8" compression molded clear acrylic. This one-piece construction also includes 1/2" raised text and braille that are one with the sign, making it vandal resistant. Thermally formed, subsurface printed (UV ink) and painted, this series combines the durability of molded acrylic with the aesthetic possibilities of second surface color.



Features:

- Characters are minimum of 5/8" in height
- High color contrast
- Non-glare finished surface
- Radius or square corners
- One-piece construction making signs vandal resistant
- Great for indoor or outdoor use
- Markets most often used in:
 - Educational
 - Medical
 - Correctional
 - Business
 - Commercial
 - Public
 - Hospitality
 - Governmental



Standard Sizes

item number	size (h x w)	max # lines	max # of characters (per line)
3CS-20080-SIGW	2" x 8"	1	12
3CS-20010-SIGW	2" x 10"	1	16
3CS-40040-SIGW	4" x 4"	3	5
3CS-40060-SIGW	4" x 6"	3	9
3CS-40080-SIGW	4" x 8"	3	12
3CS-40010-SIGW	4" x 10"	3	16
3CS-60060-SIGW	6" x 6"	5	9
3CS-60080-SIGW	6" x 8"	5	12
3CS-60014-SIGW	6" x 14"	4	22
3CS-V6Z8-SIGW	8" x 6"	6	9
3CS-800D-SIGW	8" Dia.	4	8
3CS-80080-SIGW	8" x 8"	6	12
3CS-V6Z9-SIGW	9" x 6"	7	9
3CS-10X10-SIGW	10" x 10"	8	16
3CS-12X12-SIGW	12" x 12"	10	19
3CS-12X18-SIGW	12" x 18"	10	29
3CS-18X18-SIGW	18" x 18"	15	29

Production time: 4-6 weeks. Higher quantities may have a longer production time. Ordering Instructions can be found on page 22. If no corner option is specified, radius will be used. Standard color combinations, typesstyles and available pictograms are shown on pages 22-23. Standard mounting option is foam tape; if any other backing is needed, call for a quote.

ada colorcryn series

The ada colorcryn series is a 1/8" fully integral colored acrylic and includes 1/32" raised text and braille. Produced by a proprietary thermal forming, this one-piece construction sign is extremely durable and vandal resistant. Visually stunning and available in a wide range of standard colors that will meet most color scheme requirements.

Features:

- Characters are minimum of 5/8" in height
- High color contrast
- Non-glare finished surface
- Radius or square corners
- One-piece construction making signs vandal resistant
- Great for indoor or outdoor use
- Markets most often used in:
 - Educational
 - Medical
 - Correctional
 - Business
 - Commercial
 - Public
 - Hospitality
 - Governmental



Standard Sizes

item number	size (h x w)	max # lines	max # of characters (per line)
3CR-20080-SIGW	2" x 8"	1	12
3CR-20010-SIGW	2" x 10"	1	16
3CR-40040-SIGW	4" x 4"	3	5
3CR-40060-SIGW	4" x 6"	3	9
3CR-40080-SIGW	4" x 8"	3	12
3CR-40010-SIGW	4" x 10"	3	16
3CR-60060-SIGW	6" x 6"	5	9
3CR-60080-SIGW	6" x 8"	5	12
3CR-60014-SIGW	6" x 14"	4	22
3CR-V6Z8-SIGW	8" x 6"	6	9
3CR-800D-SIGW	8" Dia.	4	8
3CR-80080-SIGW	8" x 8"	6	12
3CR-V6Z9-SIGW	9" x 6"	7	9
3CR-10X10-SIGW	10" x 10"	8	16
3CR-12X12-SIGW	12" x 12"	10	19
3CR-12X18-SIGW	12" x 18"	10	29
3CR-18X18-SIGW	18" x 18"	15	29

Production time: 4-6 weeks. Higher quantities may have a longer production time. Ordering Instructions can be found on page 22. If no corner option is specified, radius will be used. Standard color combinations, typestyles and available pictograms are shown on pages 22-23. Standard mounting option is foam tape; if any other backing is needed, call for a quote.



ada thincryl series

The ada thincryl series is a 1/32" bendable compression molded acrylic. This one-piece construction also includes 1/32" raised text and braille that are one with the sign, making it vandal resistant. This curvable insert product works well with all popular curved frame systems.

Features:

- Characters are minimum of 5/8" in height
- High color contrast
- Non-glare finished surface
- One color background
- Square corners
- One-piece construction making signs vandal resistant
- Great for indoor or outdoor use
- Works great as an insert for our Curved Frame Collection (see pages 12 and 13 for wall frames and directories)

Standard Sizes

item number	size (h x w)	max # lines	max # of characters (per line)
3TH-21280-SIGW	2½" x 8"	1	12
3TH-40080-SIGW	4" x 8"	3	12
3TH-60060-SIGW	6" x 6"	5	9
3TH-60080-SIGW	6" x 8"	5	12
3TH-80080-SIGW	8" x 8"	6	12
3TH-V6Z9-SIGW	9" x 6"	7	9
3TH-V8511-SIGW	11" x 8½"	9	13
3TH-V1117-SIGW	17" x 11"	14	18

Production time: 4-6 weeks. Higher quantities may have a longer production time. Ordering Instructions can be found on page 22. Standard color combinations, typestyles and available pictograms are shown on pages 22-23. Standard mounting option is foam tape when not going in a curved frame. If any other backing is needed, call for a quote.



one-piece custom series

You won't find this type of signage just anywhere. Beautiful artistry is integrated into every sign produced in the one piece custom series. Incorporate actual wood, metal or full color imagery and add them to a specially designed shape and size; really the possibilities are endless.

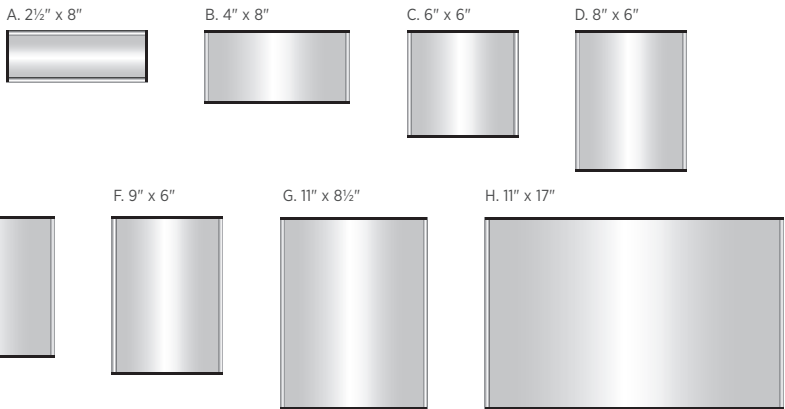
Features:

- Full Color Logos
- Custom Shapes and Sizes
(woods not suitable for outdoor use)
- Woods and Metals
- Frames Available
- Magnet Mount or Drill Holes for Screw Mount (Screws Not Provided)
- Custom PMS Colors Available for Background
- Custom Textured Background



wall frame series

This sign system has a modern, contemporary clean look and can easily be updated. Using modular curved frame technology, it is capable of providing customizable solutions for the unique requirements of each sign project. With a clear anodized aluminum frame and plastic or metal endcaps, this sign has the durability and professional look that works well in any environment.



- Features:**
- Silver Aluminum Frame
 - End cap options:
 - Black or Gray Plastic on frames smaller than 11"
 - Brushed Silver or Black Metal on frames 11" or larger
 - Each frame is equipped with a clear lens and a suction cup for easy lens removal
 - Transform any frame into an ADA compliant sign by using our Thincryl Series, with raised text and braille, as the insert. This bendable material fits perfectly in every frame. (See page 10 for all Thincryl options)
 - Additional insert options include:
 - Full color printed acrylic
 - Full color printed banner material
 - Engraving plastics
 - Additional sizes available. Call for quote.

Standard Sizes

item number	size (h x w)
A. 3SH-3LFW-SIGW	2 1/2" x 8"
B. 3SH-04PFW-SIGW	4" x 8"
C. 3SH-03PFW-SIGW	6" x 6"
D. 3SH-44PFW-SIGW	8" x 6"
E. 3SH-26PFW-SIGW	8" x 8"
3SH-061PF-SIGW	8 1/2" x 11"
F. 3SH-53PFW-SIGW	9" x 6"
G. 3SH-48PFW-SIGW	11" x 8 1/2"
H. 3SH-861PF-SIGW	11" x 17"

Production Time: 6-8 weeks. Higher quantities may have a longer production time. Ordering Instructions can be found on page 22. Clear lens is provided with each frame; insert not included. If a custom insert is wanted, please call for quote. VHB foam tape is the standard mounting method for frames smaller than 11"; screw mount is the standard method for frames 11" and larger (holes only, screws not included).

directory series

The curved directory frames are fast, easy and simple to assemble and install. These anodized aluminum frames are equipped with black divider strips which help to create the directory layout. The clean lines, and contemporary look will add a professional feel to any signage project.

A. 20" x 39½"

4" x 39½" Insert Window
4" x 39½" Insert Window
4" x 39½" Insert Window
4" x 39½" Insert Window

C. 22¾" x 16"

4½" x 16" Insert Window
2½" x 16" Insert Window
2½" x 16" Insert Window
2½" x 16" Insert Window
2½" x 16" Insert Window
2½" x 16" Insert Window
2½" x 16" Insert Window

B. 24½" x 39½"

7½" x 39½" Insert Window
2¼" x 39½" Insert Window
2¼" x 39½" Insert Window
2¼" x 39½" Insert Window
2¼" x 39½" Insert Window
2¼" x 39½" Insert Window
2¼" x 39½" Insert Window
2¼" x 39½" Insert Window
2¼" x 39½" Insert Window

D. 27¾" x 23½"

6" x 23½" Insert Window
3" x 23½" Insert Window
3" x 23½" Insert Window
3" x 23½" Insert Window
3" x 23½" Insert Window
3" x 23½" Insert Window
3" x 23½" Insert Window
3" x 23½" Insert Window

Features:

- Silver Aluminum Frame
- Metal end caps; available in brushed silver or black
- Each frame is equipped with clear lenses custom paper insert provided by the customer.
- Suction cup included for easy lens removal
- Black divider strips help create the directory layout; see images of each product for divider placements.
- Additional insert options include:
 - Full color printed acrylic
 - Full color printed banner material
 - Engraving plastics
- Additional sizes available. Call for quote.

Standard Sizes

item number	overall size (h x w)
A. 3SH-2201T-SIGW	20" x 39½"
B. 3SH-0301T-SIGW	24½" x 39½"
C. 3SH-8D-SIGW	22¾" x 16"
D. 3SH-71D-SIGW	27¾" x 23½"

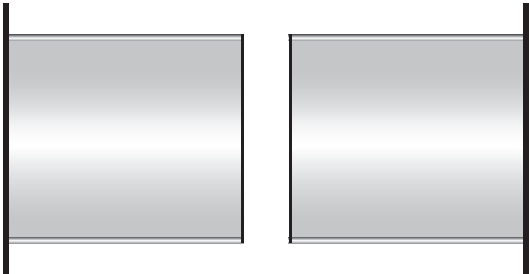
Production time: 6-8 weeks. Higher quantities may have a longer production time. Ordering Instructions can be found on page 22. Clear lenses are provided with each frame; inserts not included. If custom inserts are wanted, please call for quote. Screw mount is the standard method for directory frames (holes only, screws not included).



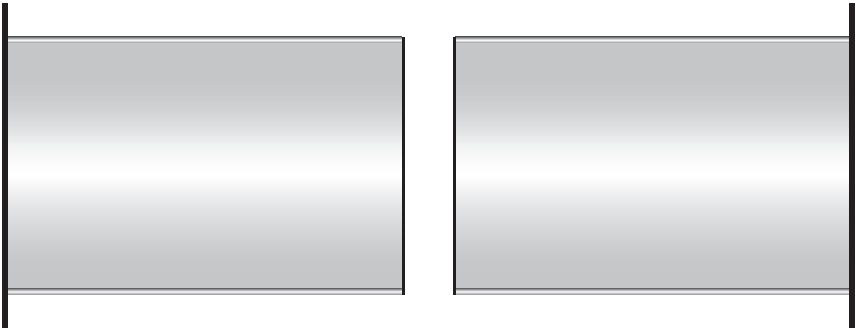
SPECIALTY SIGNAGE
curved frame collection

projected series

The curved projecting frames provide a clean, streamlined appearance. The base is designed to mount flush to the wall using countersunk screws which allow for easy removal for painting or other maintenance. Frames are extremely versatile and can be customized to meet the needs of any signage project.



A. 8½" x 10"



B. 11" x 17"

Features:

- Silver Aluminum Frame
- Aluminum wall base and frame end cap have a black powder coat finish
- Frames are double sided
- Each frame is equipped with clear lenses; designed to hold custom paper inserts provided by the customer.
- Suction cup included for easy lens removal
- Additional insert options include:
 - Full color printed acrylic
 - Full color printed banner material
 - Engraving plastics
- Additional sizes available. Call for quote.

Standard Sizes

item number	size (h x w)
A. 3SH-12BSB-SIGW	8½" x 10"
B. 3SH-82BSB-SIGW	11" x 17"

Production time: 6-8 weeks. Higher quantities may have a longer production time. Ordering Instructions can be found on page 22. Clear lenses are provided with each frame; inserts not included. If custom inserts are wanted, please call for quote. Screw mount is the standard method for projected frames (holes only, screws not included).

suspended series

The curved suspended signs offer a great solution when larger indoor wayfinding signs are needed. Suspended from the ceiling using cables, these signs can be seen from long distances and clearly identify the department or area it is mounted in. These double-sided aluminum frames offer a clean and modern look that works well in any environment.



A. 117 $\frac{5}{8}$ " x 48"



B. 8" x 59 $\frac{1}{4}$ "

Features:

- Silver Aluminum Frame
- Metal end caps; available in brushed silver or black
- Frames are double-sided
- Each frame is equipped with clear lenses; designed to hold custom paper inserts provided by the customer.
- Suction cup included for easy lens removal
- Additional insert option includes:
 - Full color printed banner material
- Additional sizes available. Call for quote.

Standard Sizes

item number	size (h x w)
A. 3SH-83SUS-SIGW	117 $\frac{5}{8}$ " x 48"
B. 3SH-0201T-SIGW	8" x 59 $\frac{1}{4}$ "

Production time: 6-8 weeks. Higher quantities may have a longer production time. Ordering Instructions can be found on page 22. Clear lenses are provided with each frame; inserts not included. If custom inserts are wanted, please call for quote. Cable mount is the standard method for suspended frames (cables are included).



flat cut metal series

The flat cut metal series uses waterjets and lasers to precisely cut metal letters and logos. It offers superior detail to the router-cut alternative, and allows the ability to replicate any font or vector image provided. With six major metals and over 50 standard finishes available, this series is durable enough for the outdoors yet stylish enough for any boardroom. The customization options for color, size and shape make the flat cut metal an excellent choice for any signage project.

Features:

- Sizes range from ½" – 60"
- 6 standard thicknesses:
 - ⅛"
 - ¼"
 - ⅜"
 - ½"
 - ¾"
 - 1"
- Superior waterjet or laser cut edges
- Unlimited paint colors
- Anodized and polished finishes available
- Durable inside or out
- Lifetime Guarantee
- Available in 5 different metals:
 - Aluminum
 - Brass
 - Bronze
 - Copper
 - Steel




Aluminum



Brass



Bronze



Copper



Steel



All items in this series are custom. Upon request, additional information can be sent for color/size/finish selection purposes prior to quote. Please contact us for more information regarding a custom quote.

cast metal series

Cast metal is one of the longest lasting and durable sign solutions on the market. Available in aluminum or bronze, these letters and logos can be easily customized to meet your needs with the variety of finish options offered. Banks, government buildings and universities have long preferred cast metal letters and logos for their classic look, deep dimension and durability. When a sense of permanence and class is required, cast metal is the perfect option.

Features:

- More than 60 standard typestyles to choose from
- Offered in two different metals:
 - Aluminum
 - Bronze
- Variety of finish options including painted, brushed, anodized, oxidized, and patina
- Different face profiles available—flat, round or prismatic
- Suitable for both interior and exterior applications
- Many mounting options available
- Earth-Friendly—no scrap, 100% recyclable; all metals are lead and mercury free
- Lifetime Guarantee



Aluminum



Bronze



All items in this series are custom. Upon request, additional information can be sent for color/size/finish selection purposes prior to quote. Please contact us for more information regarding a custom quote.



metal plaque series

The metal plaques offer a sense of permanency with a classic look and architectural depth. Available in a range of metals, techniques, and finishes these plaques are ideal for almost any application. They work great in professional offices, university and government buildings, and commemorative uses.

**Features:**

- Types of plaques available:

- Cast
- Precision Tooled
- Etched
- Recessed
- Full Color
- ADA
- Thin Gauge

- 3 standard thicknesses:

- 1/8"
- 1/4"
- 5/16"

(thickness is determined by type/size of plaque)

- Multiple sizes available
- 16 finish options
- Integrate custom logos, emblems and portraits
- Earth-Friendly—lead and mercury-free alloys
- Many border options and background textures available



All items in this series are custom. Upon request, additional information can be sent for color/size/finish selection purposes prior to quote. Please contact us for more information regarding a custom quote.

laser cut acrylic series

The laser cut acrylic is customizable for almost any application. This process offers the ability to replicate any font or shape not attainable with routers. The acrylic is cut with exacting precision, and edges polished to create a finished product that is sharp, beautiful and works well for any signage project.

Features:

- Sizes range from 1" – 72"
- 32 standard pigmented colors
- Superior laser cut polished edges
- Lightweight and easy to install
- Lifetime Guarantee
- 7 standard thicknesses:
 - 1/8"
 - 3/16"
 - 1/4"
 - 3/8"
 - 1/2"
 - 3/4"
 - 1"



All items in this series are custom. Upon request, additional information can be sent for color/size/finish selection purposes prior to quote. Please contact us for more information regarding a custom quote.



display letter series


The display letters are sleek, eye-grabbing products that are ideal for in-store displays and reception area identification. Designed specifically for interior use, the display letters feature a wide range of options including laminates on lightweight substrates, full color printing and premium hardwoods. While these letters are not recommended for exterior use, they are aesthetically pleasing, extremely durable and offer the design flexibility needed to carry out the vision in any signage project.

Features:

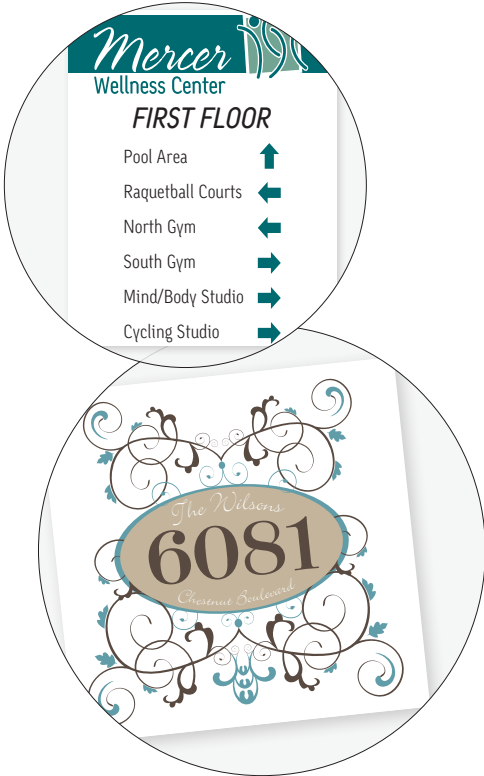
- Sizes range from 1" – 24"
- Metal laminate on acrylic or foam
- Acrylic laminate on foam
- 26 standard pigmented colors (acrylic)
- Precision laser cutting
- Durable interior grade
- Multiple depth options available



All items in this series are custom. Upon request, additional information can be sent for color/size/finish selection purposes prior to quote. Please contact us for more information regarding a custom quote.



plastic sign series



Features:

- 1/16" white plastic full color digitally imprinted
- No set-up charges
- No minimum quantities
- Custom shapes available, request a quote



Standard Sizes

item number	size (h x w)
ZFS-40040-SIGW	4" x 4"
ZFS-20060-SIGW	2" x 6"
ZFS-40060-SIGW	4" x 6"
ZFS-60060-SIGW	6" x 6"
ZFS-20080-SIGW	2" x 8"
ZFS-40080-SIGW	4" x 8"
ZFS-60080-SIGW	6" x 8"
ZFS-80080-SIGW	8" x 8"
ZFS-20010-SIGW	2" x 10"
ZFS-40010-SIGW	4" x 10"

item number	size (h x w)
ZFS-80010-SIGW	8" x 10"
ZFS-10X10-SIGW	10" x 10"
ZFS-20012-SIGW	2" x 12"
ZFS-40012-SIGW	4" x 12"
ZFS-80012-SIGW	8" x 12"
ZFS-10X12-SIGW	10" x 12"
ZFS-12X12-SIGW	12" x 12"
ZFS-12X18-SIGW	12" x 18"
ZFS-12X24-SIGW	12" x 24"
ZFS-2246-SIGW	22" x 46"

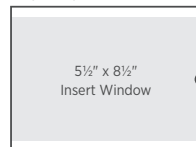
Production Time: 2 working days. Ordering Instructions can be found on page 22. Other sizes are available, please call for a quote. Characters smaller than 1/2" are not available. Imprint is filled to whichever dimension is reach first. Camera ready artwork is preferred to size.

changeable message series

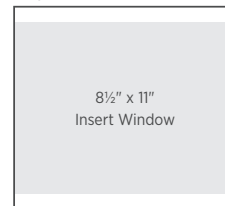
This series features a 1/8" acrylic sign with changeable insert window(s) to allow you to customize your sign.



A. 6 1/2" x 8 1/2"



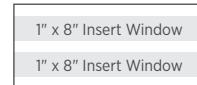
B. 10" x 11"



C. 1 1/2" x 8"



D. 3 1/2" x 8"



E. 5" x 8"



Standard Sizes

item number	overall sign size (h x w)	window size (h x w)
A. SCS-6585-SIGW	6 1/2" x 8 1/2"	5 1/2" x 8 1/2"
B. SCS-10011-SIGW	10" x 11"	8 1/2" x 11"
C. SCS-11208-SIGW	1 1/2" x 8"	1" x 8"
D. SCS-31208-SIGW	3 1/2" x 8"	1" x 8"
E. SCS-50080-SIGW	5" x 8"	1" x 8"

Production Time: 5-7 working days. Higher quantities may have a longer production time. Ordering Instructions can be found on page 22. Signs are available in black only; if custom color is wanted please call for a quote. Text is not available on this product. Paper insert is recommended but not included. Standard mounting option is foam tape; if any other backing is needed, call for a quote.

1-color vinyl art series

Features:

- 3.2 mil semi-gloss vinyl gives the look of art painted on the wall
- Intended for one-time use and easily removable
- Comes with easy-to-use applicator and directions
- Attaches easily to:
 - Walls
 - Tile
 - Metal
 - Glass
 - Vehicles
 - Plastic
 - Virtually any smooth surface



Standard Sizes

item number	size (h x w)	item number	size (h x w)
5VS-20080-SIGW	2" x 8"	5VS-20080-SIGW	8" x 8"
5VS-40040-SIGW	4" x 4"	5VS-40040-SIGW	8" x 18"
5VS-40012-SIGW	4" x 12"	5VS-40012-SIGW	8" x 24"
5VS-40018-SIGW	4" x 18"	5VS-40018-SIGW	12" x 12"
5VS-40024-SIGW	4" x 24"	5VS-40024-SIGW	12" x 18"
5VS-60060-SIGW	6" x 6"	5VS-60060-SIGW	18" x 24"
5VS-60018-SIGW	6" x 18"	5VS-60018-SIGW	24" x 24"

Production Time: 2 working days. Ordering Instructions can be found on page 22. Other sizes are available, please call for a quote. Characters smaller than 1/2" are not available. Imprint is filled to whichever dimension is reach first. Camera ready artwork is preferred to size.



fabric decal series

This coated, OBA-free product allows for a large color gamut, fine dot control, and line/type definition.

Intermediate Interior Applications:

- Sealed Walls
- Displays
- Glass
- Film
- Cabinets
- Metal
- Plastic
- Posters
- Decoration

Promotional Outdoor Applications:

- Vehicles
- Bus Shelters
- Doors
- Message Boards
- Windows



Standard Sizes

item number	size (h x w)
5FD-12X18-SIGW	12" x 18" *
5FD-12X24-SIGW	12" x 24" *
5FD-18X24-SIGW	18" x 24"
5FD-24X24-SIGW	24" x 24"
5FD-24X36-SIGW	24" x 36" *
5FD-24X48-SIGW	24" x 48" *
5FD-30X48-SIGW	30" x 48"

Production Time: 5 working days. Follow full color process color requirements on page 22. If bleeds are desired, artwork will need to be extended 1/4" from the edge. An exact PMS match is not guaranteed. Custom sizes are available, please call for a quote. Ideal for finished surfaces that are flat, smooth, and clean. NOTE: minimum application temperature above 40° F. *See page 22 for format options available on these sizes only.



GENERAL INFORMATION

ARTWORK

We accept files created in the following native applications:

Acrobat® PDF.....	Mac & PC PREFERRED FORMAT
QuarkXPress®.....	Mac & PC
Adobe® InDesign®.....	Mac & PC
Adobe® Photoshop®.....	Mac & PC
Adobe® Illustrator®.....	Mac & PC
CorelDRAW®.....	PC only

We **DO NOT** accept files created in the following native applications:

Microsoft® PowerPoint®.....	Mac & PC
Microsoft® Excel®.....	Mac & PC
Microsoft® Word®.....	Mac & PC
Microsoft® Publisher®.....	PC only

Full color items require CMYK process artwork. Each element of the file must be colored with process CMYK colors. 100% black is highly recommended.

MOUNTINGS

Wall and door sign mounting options include double sided foam tape, magnetic stripping, VELCRO®, and drilled holes (screws not included). If a mounting option in not indicated, double sided foam tape will be sent.

ORDERING INFORMATION

Include quantity, item number, format option - if applicable, personalization and product color. If you need us to set the type, include the typestyle as well. Special instructions are beneficial to indicate how you want the text area set-up such as centered, justified right or justified left.

PROOFS

A digital proof can be emailed or faxed for \$15.00 (R)



ADA STANDARD FONTS

HELVETICA BOLD
ABCDEFGHIJKLMNOPQRSTUVWXYZ
1234567890?!\$&

ARIAL BOLD
ABCDEFGHIJKLMNOPQRSTUVWXYZ
1234567890?!\$&

FUTURA BOLD
ABCDEFGHIJKLMNOPQRSTUVWXYZ
1234567890?!\$&

AVANT GARDE BOLD
ABCDEFGHIJKLMNOPQRSTUVWXYZ
1234567890?!\$&

CHARLOTTE SANS BOLD
ABCDEFGHIJKLMNOPQRSTUVWXYZ
1234567890?!\$&

NEUTRAFACE DISPLAY BOLD
ABCDEFGHIJKLMNOPQRSTUVWXYZ
1234567890?!\$&

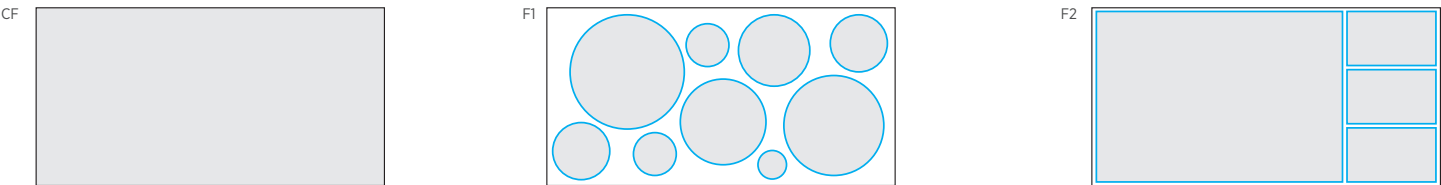
ADA PICTOGRAMS



- Available on ADA Series-1, Series-2, Toughcrl and Clearcrl.
- Pictograms can be used on the following sizes (H x W): 8"x6" / 8" Dia. / 8"x8" / 9"x6" / 10" x 10"
- PICTO 11 is only available on an 8"x8" or 10"x10"
- All pictograms need to be accompanied by text with the exception of PICTO 7.
- PICTO 7 can be used on a 6"x6" if no text is wanted.
- If a pictogram is wanted, you'll be limited to 1 line of text on sign sizes 8"x6", 8" Dia., and 8"x8"; two lines of text are available on sign sizes 9"x6" and 10"x10".

REPOSITIONABLE FABRIC DECAL TEMPLATES

(Only available on items 5FD12X18, 5FD24X36, 5FD12X24, and 5FD24X48 on page 21)




ADA STANDARD BACKGROUND COLORS



VINYL ART DECAL COLORS



COLORCRYL COLORS





Instant Sign Factory

"We Make You Look Good"